PNP Epitaxial Silicon Transistor

Low Frequency Power Amplifier

KSB1366

- Complement to KSD2012
- This is a Pb−Free Device



1. Base
2. Collector
3. Emitter

TO−220 Fullpack
CASE 221AT

MARKING DIAGRAM

B1366−
G
AYWWZZ

B1366	= Specific Device Code
G	= h_{FE} Grade
A	= Site Code
YWW	= Date Code (Year & Week)
ZZ	= Assembly Lot Code

ORDERING INFORMATION

Device	Package	Shipping†
KSB1366GTU	TO−220 Fullpack (Pb−Free)	1000 Units / Tube

ABSOLUTE MAXIMUM RATINGS (T_C = 25°C unless otherwise noted)

Symbol	Parameter	Value	Unit
V_{CBO}	Collector−Base Voltage	−60	V
V_{CEO}	Collector−Emitter Voltage	−60	V
V_{EBO}	Emitter−Base Voltage	−7	V
I_C	Collector Current(DC)	−3	A
I_B	Base Current	−0.5	A
P_C	Collector Dissipation (T_A = 25°C)	2	W
	Collector Dissipation (T_C = 25°C)	25	
T_J	Junction Temperature	150	°C
Tstg	Storage Temperature	−55 ~ 150	°C

Stresses exceeding those listed in the Maximum Ratings table may damage the device. If any of these limits are exceeded, device functionality should not be assumed, damage may occur and reliability may be affected.

ELECTRICAL CHARACTERISTICS (T_C = 25°C unless otherwise noted)

Symbol	Parameter	Test Condition	Value			Unit
			Min	Typ	Max	
BV_{CEO}	Collector−Emitter Breakdown Voltage	I_C = −50 mA, I_B = 0	−60	–	–	V
I_{CBO}	Collector Cut−off Current	V_{CB} = −60 V, I_E = 0	–	–	−100	μA
I_{EBO}	Emitter Cut−off Current	V_{EB} = −7 V, I_C = 0	–	–	−100	μA
h_{FE1} h_{FE2}	DC Current Gain	V_{CE} = −5 V, I_C = −0.5 A V_{CE} = −5 V, I_C = −3 A	100 20	–	320	–
V_{CE}(sat)	Collector−Emitter Saturation Voltage	I_C = −2 A, I_B = −0.2 A	–	−0.5	−1	V
V_{BE}(on)	Base−Emitter ON Voltage	V_{CE} = −5 V, I_C = −0.5 A	–	−0.7	−1	V
f_T	Current Gain Bandwidth Product	V_{CE} = −5 V, I_C = −0.5 A	–	9	–	MHz

Product parametric performance is indicated in the Electrical Characteristics for the listed test conditions, unless otherwise noted. Product performance may not be indicated by the Electrical Characteristics if operated under different conditions.

h_{FE} CLASSIFICATION

Classification	Y	G
h_{FE1}	100 ~ 200	150 ~ 320

© Semiconductor Components Industries, LLC, 2000

TYPICAL CHARACTERISTICS

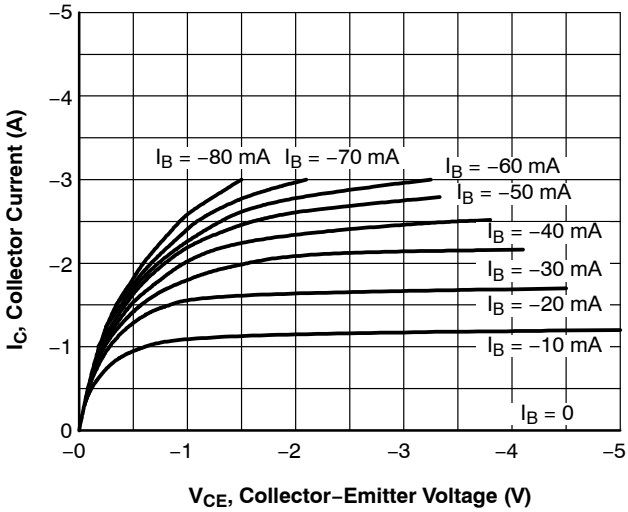

Figure 1. Static Characteristic

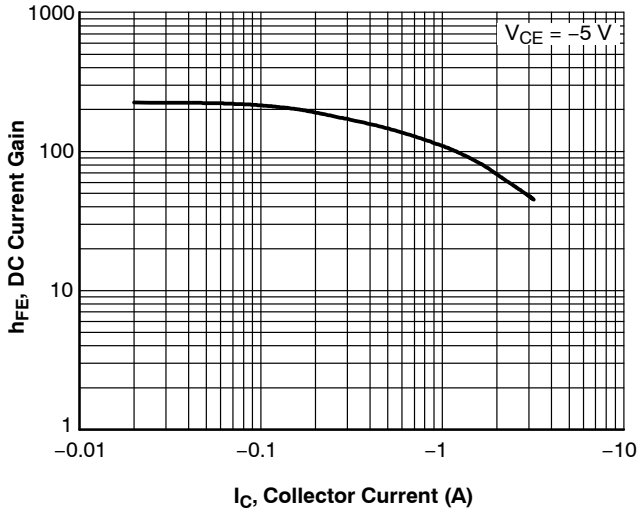

Figure 2. DC Current Gain

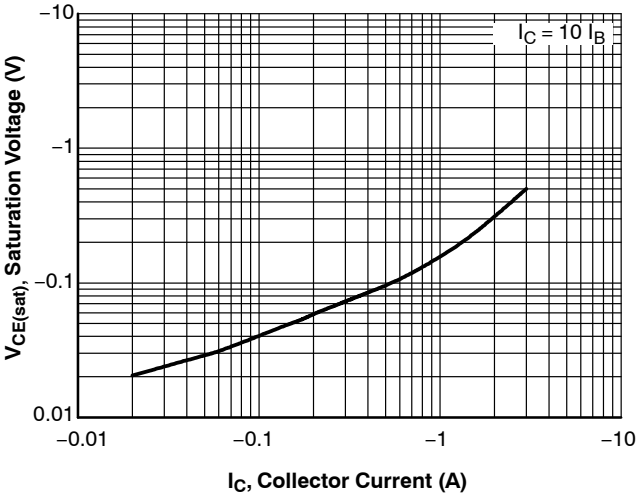

Figure 3. Collector−Emitter Saturation Voltage

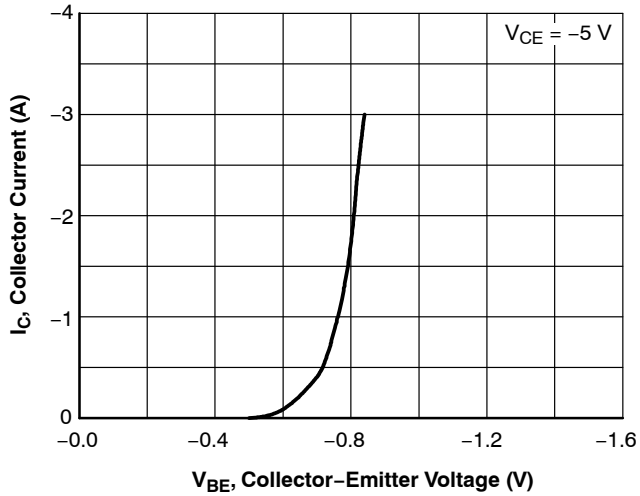

Figure 4. Base−Emitter On Voltage

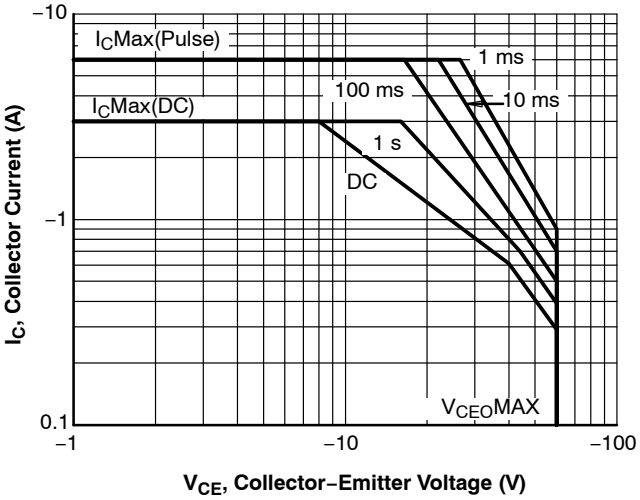

Figure 5. Safe Operating Area

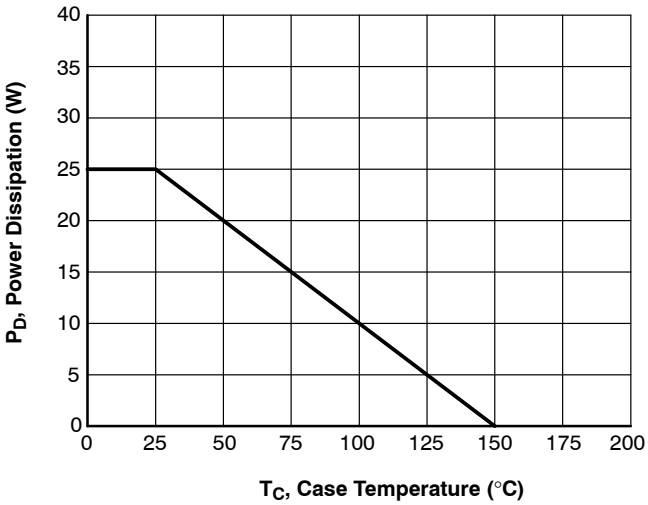

Figure 6. Power Derating

Share Feedback
Your Opinion Matters

TO−220 Fullpack, 3−Lead / TO−220F−3SG
CASE 221AT
ISSUE B

DATE 19 JAN 2021

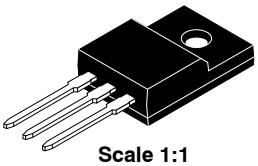

Scale 1:1

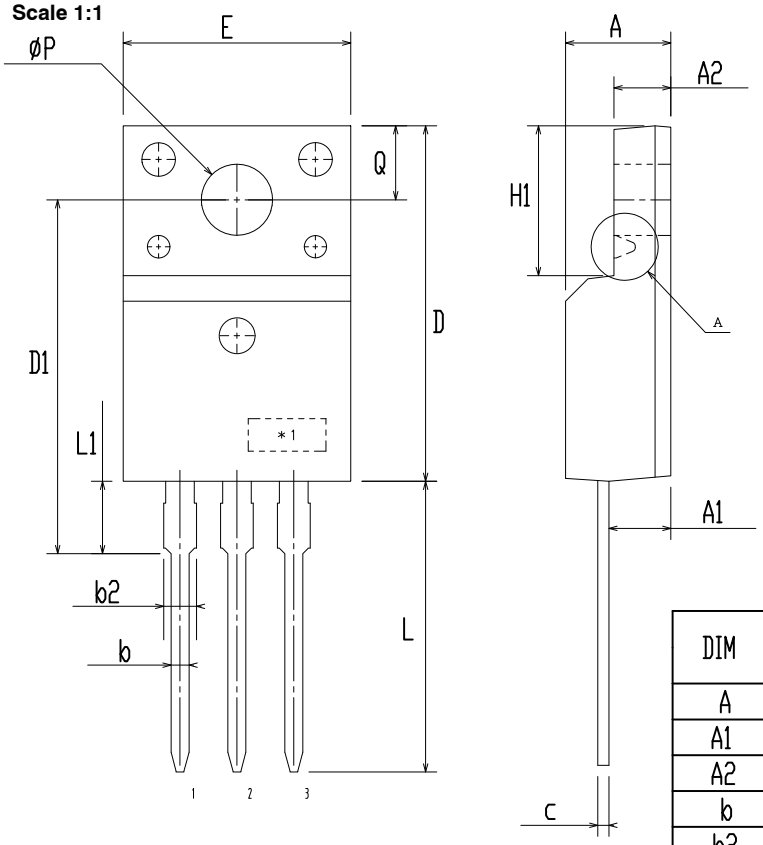

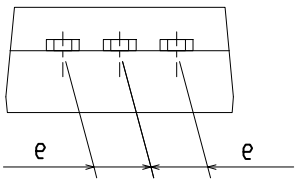

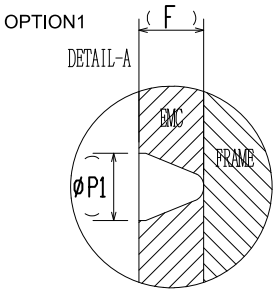

DIM	MILLIMITERS		
	MIN	NOM	MAX
A	4.50	4.70	4.90
A1	2.56	2.76	2.96
A2	2.34	2.54	2.74
b	0.70	0.80	0.90
b2	~	~	1.47
c	0.45	0.50	0.60
D	15.67	15.87	16.07
D1	15.60	15.80	16.00
E	9.96	10.16	10.36
e	2.34	2.54	2.74
F	~	0.84	~
H1	6.48	6.68	6.88
L	12.78	12.98	13.18
L1	3.03	3.23	3.43
ø P	2.98	3.18	3.38
ø P1	~	1.00	~
Q	3.20	3.30	3.40

NOTES:
A. DIMENSION AND TOLERANCE AS ASME Y14.5-2009
B. DIMENSIONS ARE EXCLUSIVE OF BURRS, MOLD FLASH AND TIE BAR PROTRUCSIONS.
C. OPTION 1 - WITH SUPPORT PIN HOLE
OPTION 2 - NO SUPPORT PIN HOLE

DOCUMENT NUMBER:	**98AON67439E**	Electronic versions are uncontrolled except when accessed directly from the Document Repository. Printed versions are uncontrolled except when stamped "CONTROLLED COPY" in red.
DESCRIPTION:	**TO−220 FULLPACK, 3−LEAD / TO−220F−3SG**	**PAGE 1 OF 1**

onsemi and onsemi are trademarks of Semiconductor Components Industries, LLC dba **onsemi** or its subsidiaries in the United States and/or other countries. **onsemi** reserves the right to make changes without further notice to any products herein. **onsemi** makes no warranty, representation or guarantee regarding the suitability of its products for any particular purpose, nor does **onsemi** assume any liability arising out of the application or use of any product or circuit, and specifically disclaims any and all liability, including without limitation special, consequential or incidental damages. **onsemi** does not convey any license under its patent rights nor the rights of others.

onsemi, onsemi, and other names, marks, and brands are registered and/or common law trademarks of Semiconductor Components Industries, LLC dba "**onsemi**" or its affiliates and/or subsidiaries in the United States and/or other countries. **onsemi** owns the rights to a number of patents, trademarks, copyrights, trade secrets, and other intellectual property. A listing of **onsemi**'s product/patent coverage may be accessed at www.onsemi.com/site/pdf/Patent−Marking.pdf. **onsemi** reserves the right to make changes at any time to any products or information herein, without notice. The information herein is provided "as−is" and **onsemi** makes no warranty, representation or guarantee regarding the accuracy of the information, product features, availability, functionality, or suitability of its products for any particular purpose, nor does **onsemi** assume any liability arising out of the application or use of any product or circuit, and specifically disclaims any and all liability, including without limitation special, consequential or incidental damages. Buyer is responsible for its products and applications using **onsemi** products, including compliance with all laws, regulations and safety requirements or standards, regardless of any support or applications information provided by **onsemi**. "Typical" parameters which may be provided in **onsemi** data sheets and/or specifications can and do vary in different applications and actual performance may vary over time. All operating parameters, including "Typicals" must be validated for each customer application by customer's technical experts. **onsemi** does not convey any license under any of its intellectual property rights nor the rights of others. **onsemi** products are not designed, intended, or authorized for use as a critical component in life support systems or any FDA Class 3 medical devices or medical devices with a same or similar classification in a foreign jurisdiction or any devices intended for implantation in the human body. Should Buyer purchase or use **onsemi** products for any such unintended or unauthorized application, Buyer shall indemnify and hold **onsemi** and its officers, employees, subsidiaries, affiliates, and distributors harmless against all claims, costs, damages, and expenses, and reasonable attorney fees arising out of, directly or indirectly, any claim of personal injury or death associated with such unintended or unauthorized use, even if such claim alleges that **onsemi** was negligent regarding the design or manufacture of the part. **onsemi** is an Equal Opportunity/Affirmative Action Employer. This literature is subject to all applicable copyright laws and is not for resale in any manner.

ADDITIONAL INFORMATION

TECHNICAL PUBLICATIONS:
Technical Library: www.onsemi.com/design/resources/technical−documentation
onsemi Website: www.onsemi.com

ONLINE SUPPORT: www.onsemi.com/support
For additional information, please contact your local Sales Representative at
www.onsemi.com/support/sales